

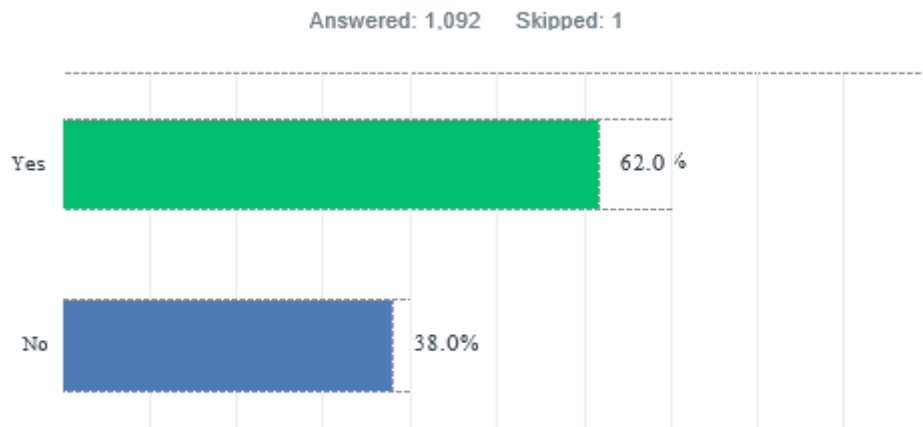


## Survey on Public attitude to Organ Donation

This one minute survey was conducted in two parts. The overall total of people surveyed was 1,093 divided 36.5% (399) at the National Ploughing Championships in Tullamore 19<sup>th</sup> – 21<sup>st</sup> September and the second part online 63.5% (694) promoted mainly by the IKA's Facebook account between 22<sup>nd</sup> of September and 5<sup>th</sup> of October.

It was expected that the IKA Facebook people surveyed would have a bias towards organ donation and the public surveyed at the ploughing would show up this bias. The Ploughing participants were certainly rural people versus a much higher proportion of people from Dublin in the online survey.

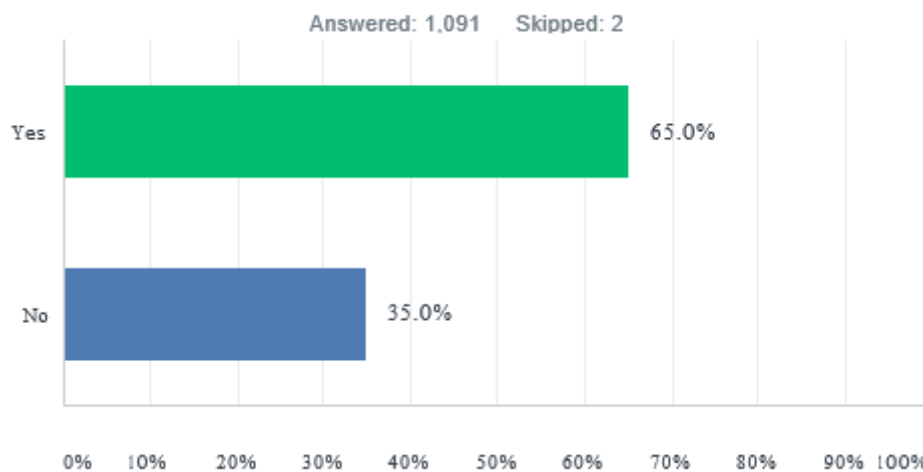
## Q1 Do you know anyone, personally who has had an Organ Transplant?



### OBSERVATIONS

The answers from both sides of the survey were similar, 66% online & 55% at the ploughing knew someone.

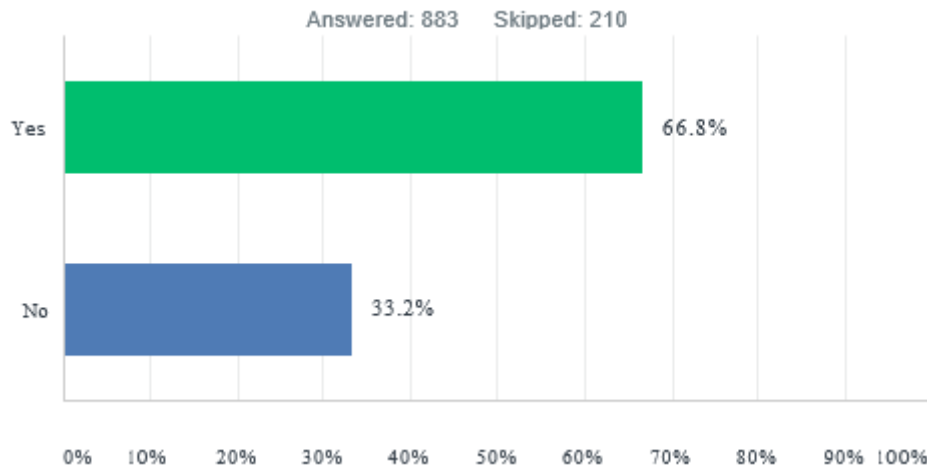
## Q2 Do you currently have an Organ Donor Card?



### OBSERVATIONS

65% was an unexpected high “Yes” to having a card. The online “Yes” was 71% and ploughing 54.5% - still more people had a donor card than didn’t have one.

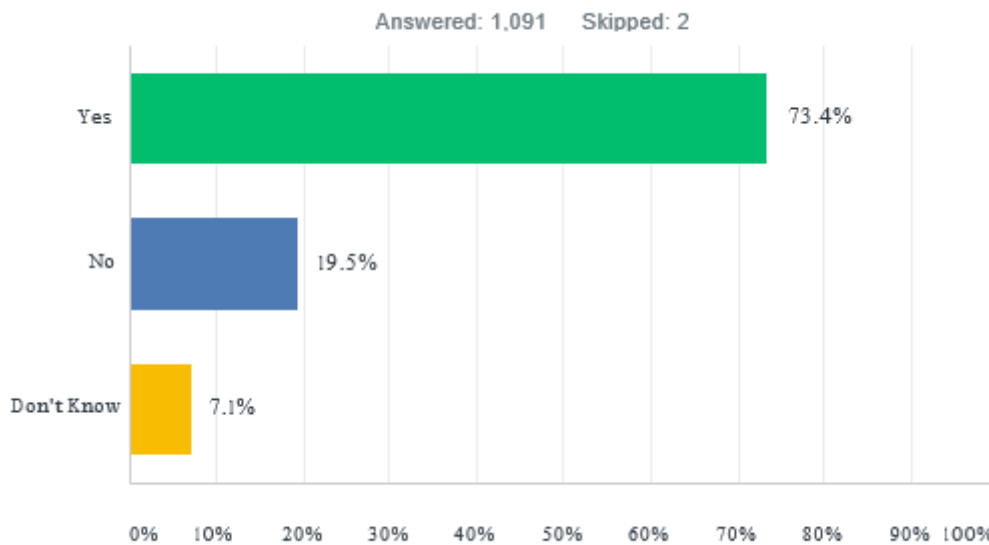
### Q3 If no, did you ever have an Organ Donor Card?



#### OBSERVATIONS

Too many people answered this question. 883 answered when only 382 has said no to previous question.

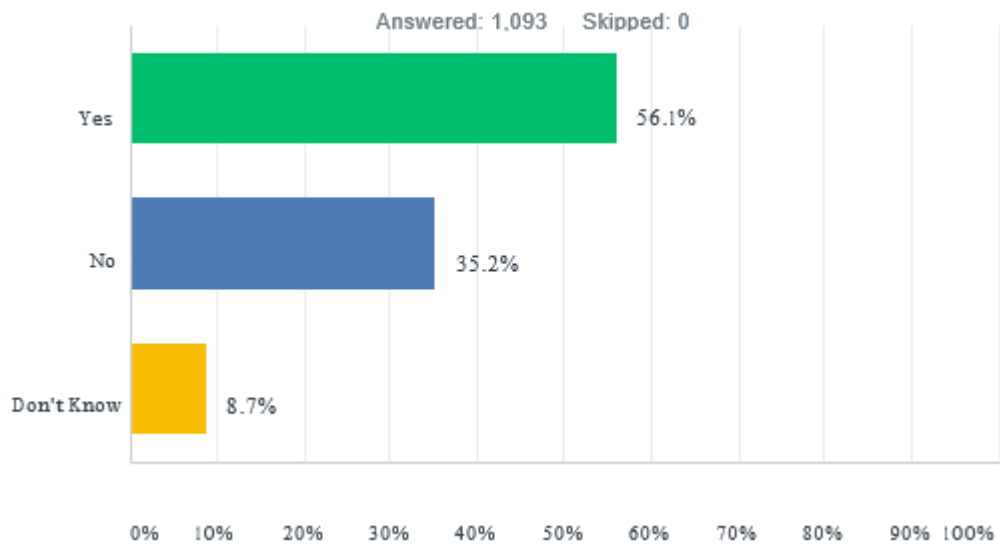
### Q4 Does your immediate family know your wishes about Organ Donation?



#### OBSERVATIONS

80% of the online answers were yes compared to 60% at the ploughing. The ploughing 60% is probably a more realistic % overall.

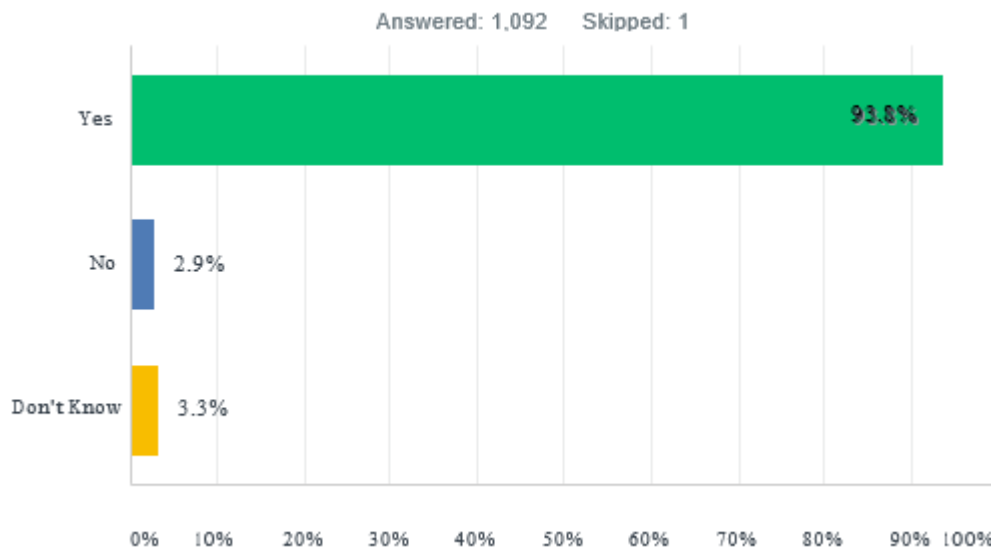
## Q5 Do you know your immediate family's wishes about Organ Donation?



### OBSERVATIONS

48% of the people at the ploughing knew their family's wishes and surprisingly only 60.5% of the online people surveyed know their family's wishes.

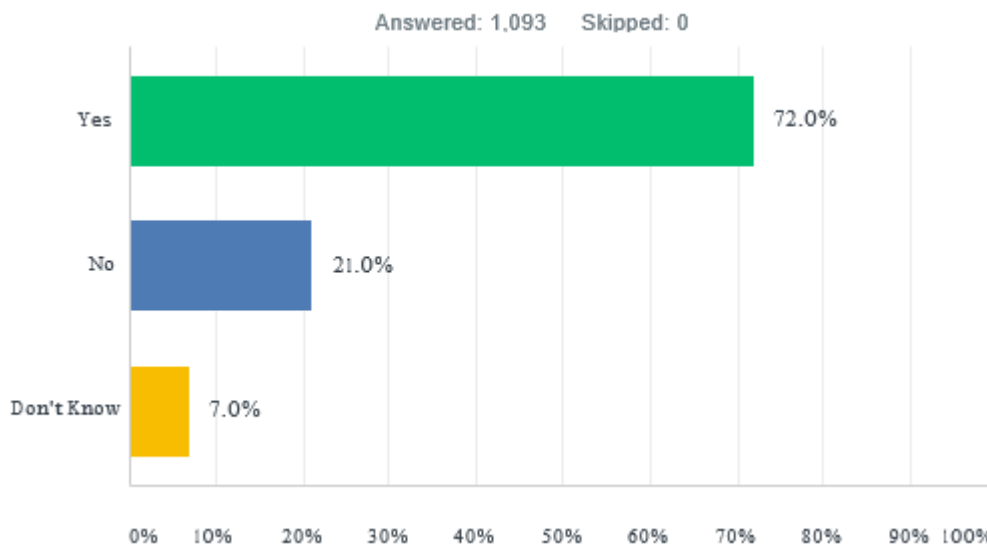
## Q6 Would you like if there was a national register, where you could declare your wish (either yes or no) now, about Organ Donation after your death?



### OBSERVATIONS

The difference in the 2 cohorts surveyed turned out not to be statistically different on this question 91% yes at the ploughing and 95% online.

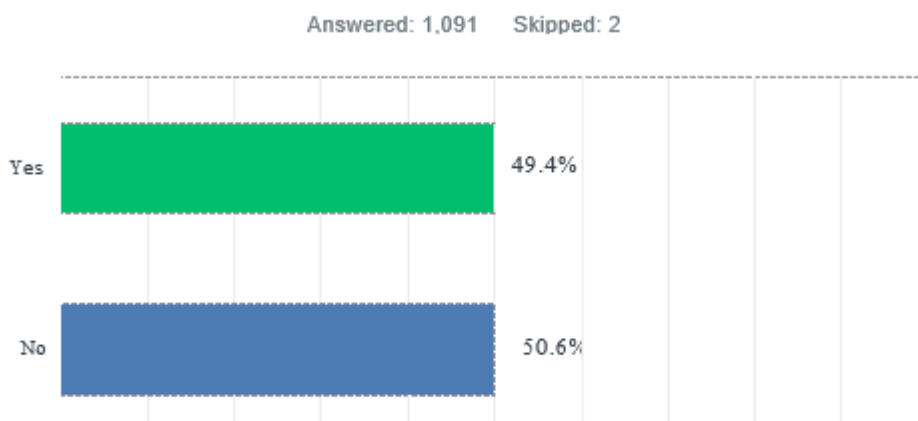
Q7 Would you like, if your consent to Organ Donation was presumed, so that consent from your family was not required?



### OBSERVATIONS

This was a much wider gap in the 2 surveys here. 32.5% at the ploughing answered no to the question versus 14.5% online. With hindsight we think if we had asked a different question. “Would you like that your consent to donating a relatives organs was presumed and that your views were not required”. There would be a greater “no” answer. At the ploughing one to one survey, this question was almost seen as voting yes to organ donation.

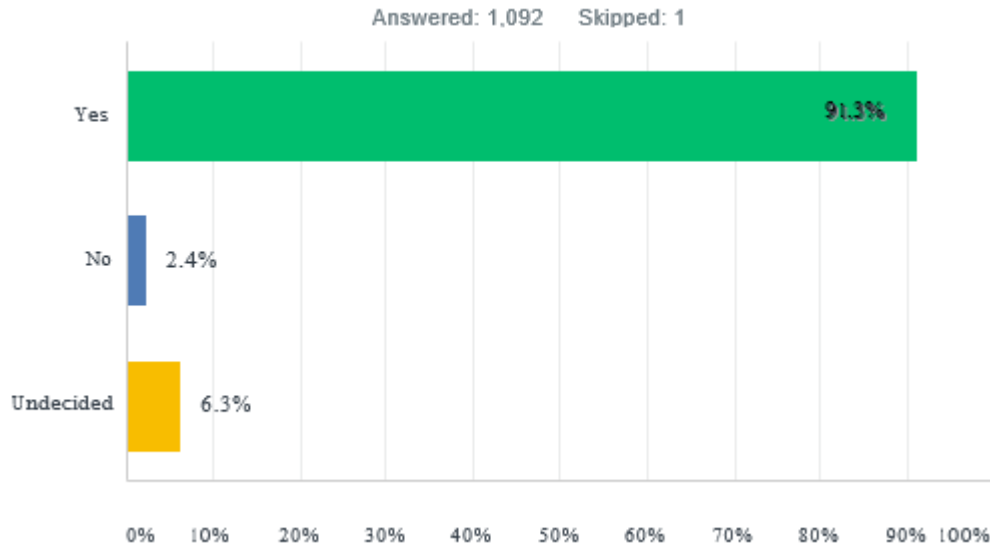
Q8 Have you ever donated blood?



### OBSERVATIONS

The range was quite close in this question. 47.4% at the ploughing had donated and 50.5% online. Interesting when you consider dialysis and transplanted patients are not allowed to donate blood. A number of people at the ploughing were showing disappointment because they had lived in the UK for the period which excludes you from giving blood in Ireland.

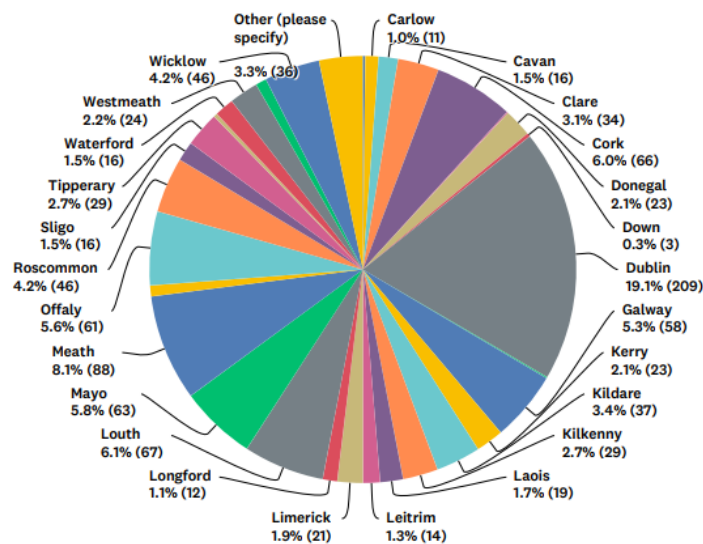
## Q9 Are you willing to donate your Organs for Transplantation after your death?



### OBSERVATIONS

Very similar answers on both sides of the survey. Interesting to see more undecided in both cases than ‘no’ at 2.4% or 26 people. 19 said “no” to our face as it were, at the ploughing and only 7 people said “no” online.

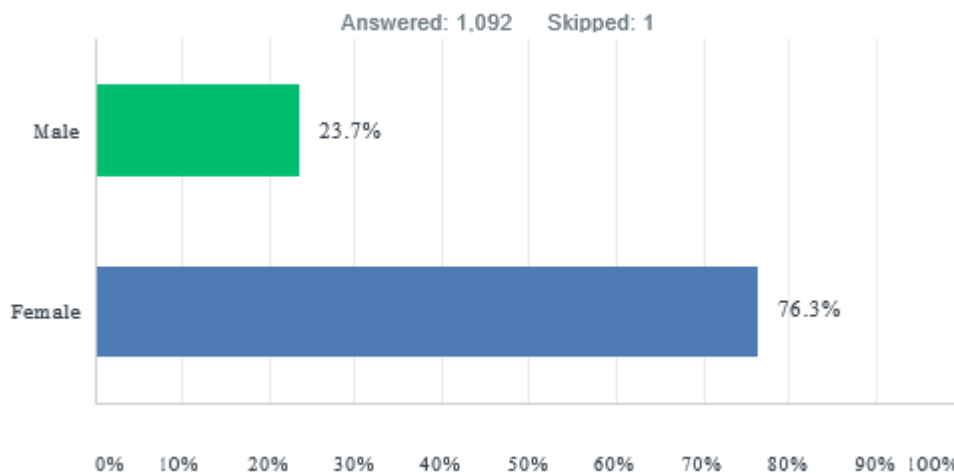
## Q10. What county do you live in?



### OBSERVATIONS

Of the 209 Dublin people who completed the survey only 15 of them were from the ploughing survey.

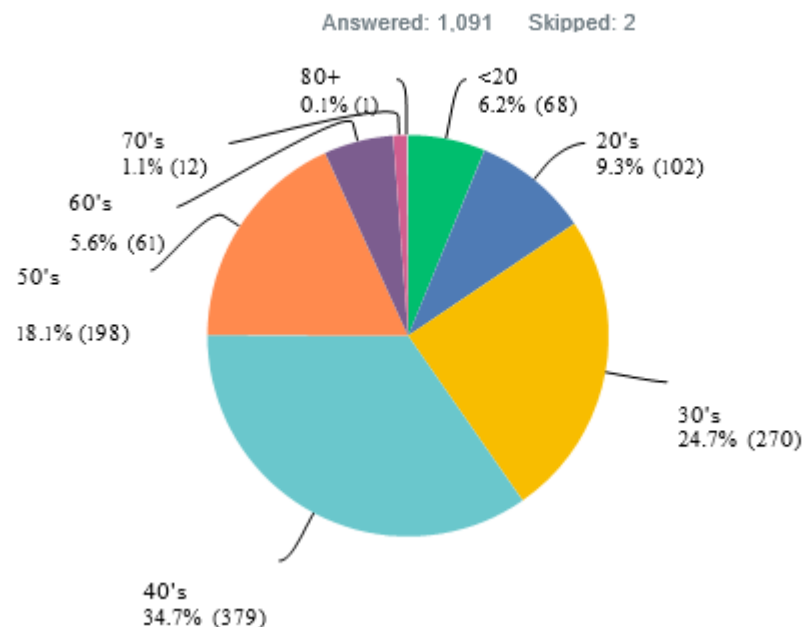
## Q11 Are you male or Female?



### OBSERVATIONS

There is quite an imbalance in this result. 62% surveyed at the ploughing were female and a staggering 84.4% were female responses online. This does also reflect the female gender imbalance within the IKA Facebook followers.

## Q12 What age bracket are you in?



### OBSERVATIONS

Only 6 of the 68 people who were younger than 20 years old answered online. 20 year olds were more even in number 49 at the ploughing 53 online. The big differences were in their 30s 30.92% (214) online versus 14.04 (36) at the ploughing. 43.3% or 294 people was the biggest age bracket in their 40's online. The same age bracket at the ploughing 85 represented only 21.3% of the people surveyed. The highest age bracket to respond at the ploughing were in their 30s.

## General

There are only two absolute conclusions which can be made from this survey.

The vast majority favour a national yes/no register about organ donation.

The vast majority are willing organ donors.